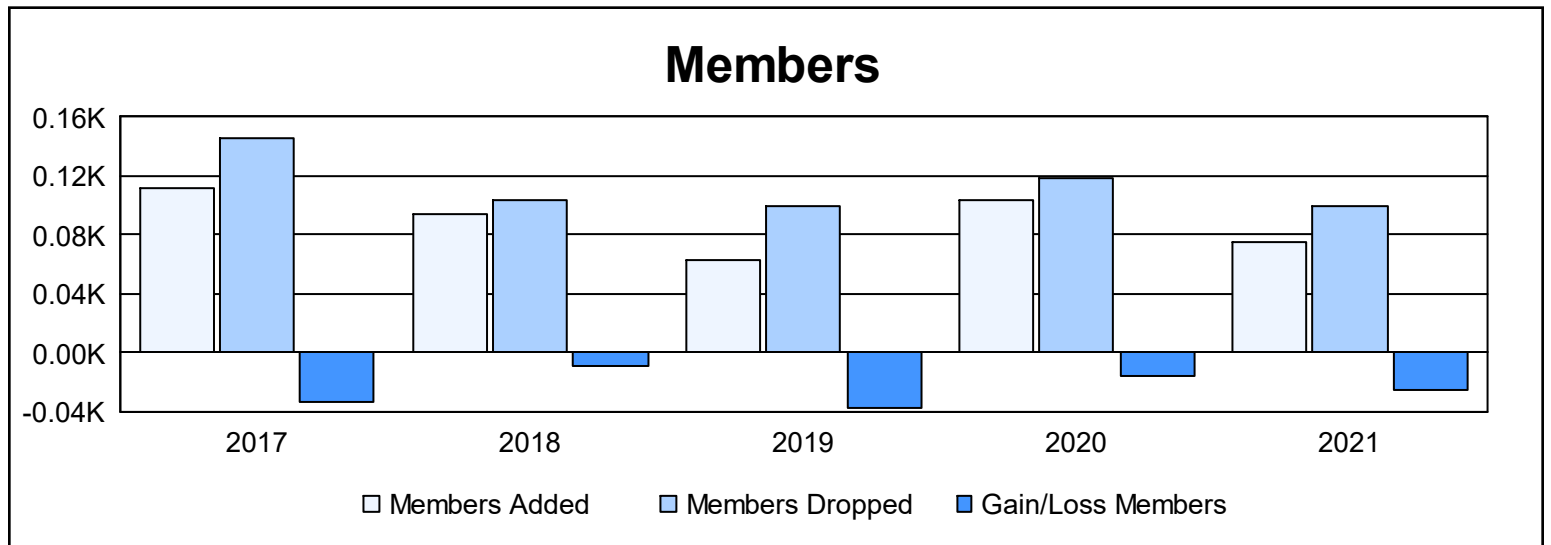
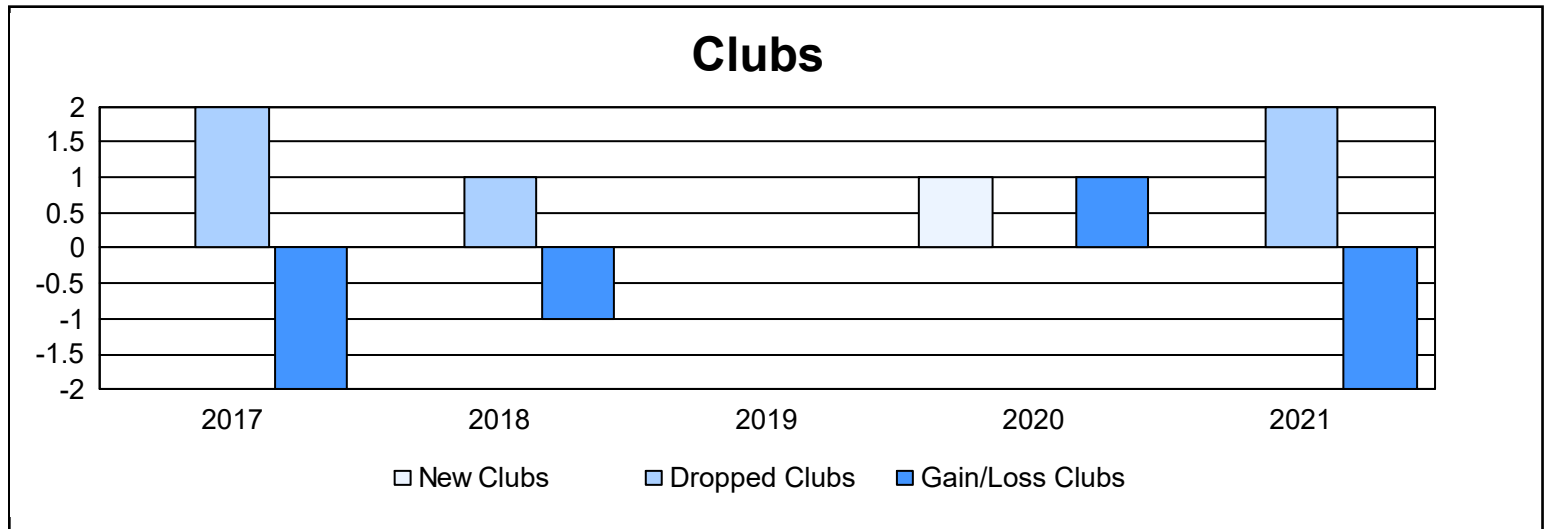
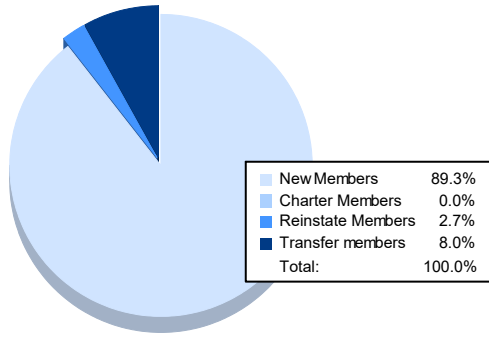


| Year           | New Clubs | Dropped Clubs | Gain/ Loss Clubs | New Members | Charter Members | Reinstate Members | Transfer Members | Total Member Added | Total Members Dropped | Gain/ Loss Members |
|----------------|-----------|---------------|------------------|-------------|-----------------|-------------------|------------------|--------------------|-----------------------|--------------------|
| 2016-2017      | 0         | 2             | -2               | 90          | 1               | 1                 | 20               | 112                | 146                   | -34                |
| 2017-2018      | 0         | 1             | -1               | 85          | 0               | 2                 | 7                | 94                 | 103                   | -9                 |
| 2018-2019      | 0         | 0             | 0                | 57          | 2               | 0                 | 4                | 63                 | 100                   | -37                |
| 2019-2020      | 1         | 0             | 1                | 69          | 23              | 1                 | 10               | 103                | 119                   | -16                |
| 2020-2021      | 0         | 2             | -2               | 67          | 0               | 2                 | 6                | 75                 | 100                   | -25                |
| <b>Average</b> | <b>0</b>  | <b>1</b>      | <b>-1</b>        | <b>74</b>   | <b>5</b>        | <b>1</b>          | <b>9</b>         | <b>89</b>          | <b>114</b>            | <b>-24</b>         |



### Membership Composition June 2021 Cumulative



### Gender Composition June 2021 Cumulative

